

Annual Report

A year of resilience and determination



Maintaining Connections

Teachers reaching out to students via videoconferencing.



Focused Effort

Board, teachers and administrators with a common goal.



Unique Opportunities

Enrichment in addition to traditional studies.

An Interesting Finish to the Year

COVID shuts down in-person learning

Even during a year interrupted by a pandemic, the Heartland family of parents, teachers, students, and community members continued to grow throughout the school year. Many hours were spent planning, adjusting, and experimenting, but through the dedication of everyone involved, we can proudly say that we excelled at taking care of one another.

1

PATIENCE

Allowed all of us to work together with the students' best interests in mind.

2

FLEXIBILITY

Was critical as health directives and technology led to new strategies.

3

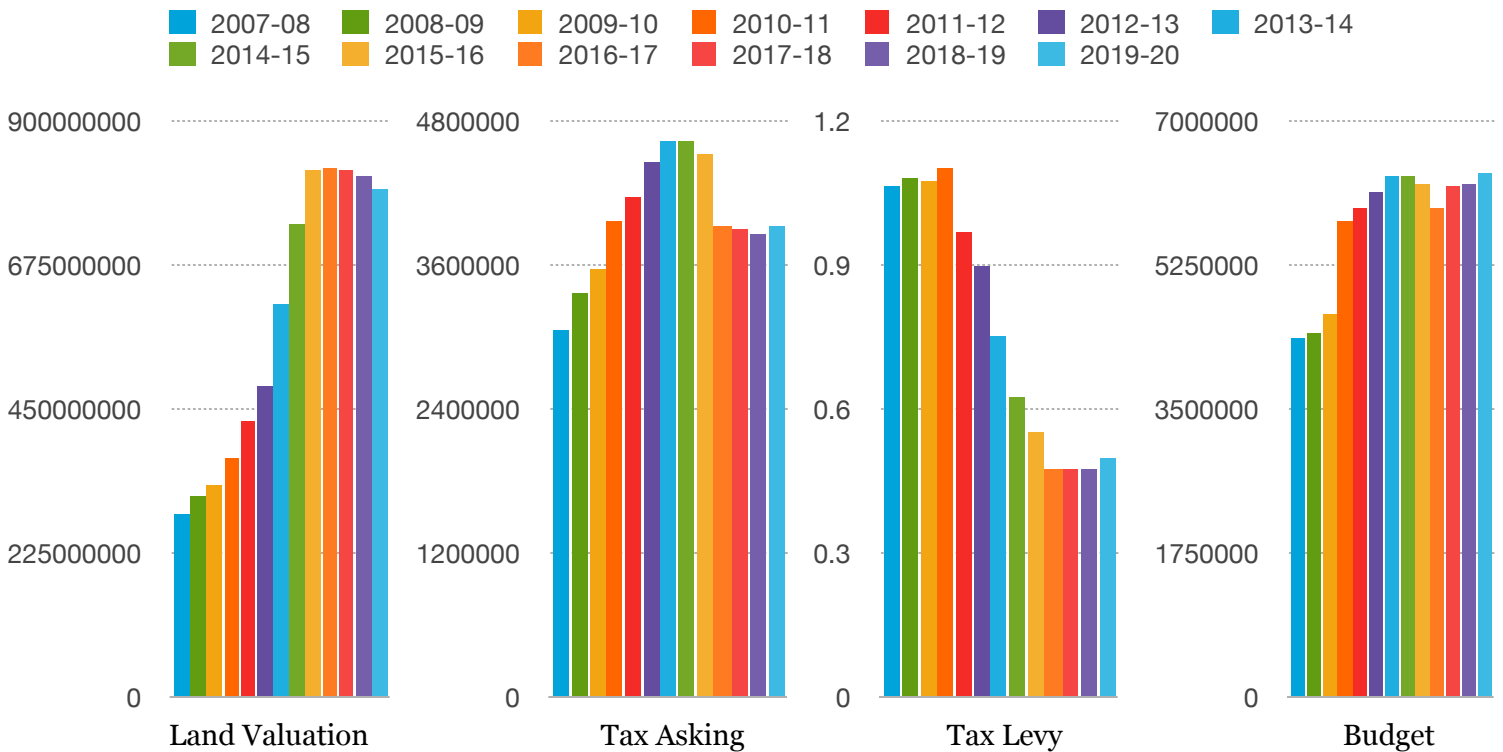
GRACE

Permitted us to remember that we all handle stress differently and that's o.k..

FISCAL RESPONSIBILITY

While land values increased sharply, we have limited our tax asking in consideration of our patrons.

Our levy has decreased from \$1.10 in 2010-11 to just \$0.49 in 2019-20.



5-YEAR TRENDS

School finance is a state funding issue, not a local taxing issue. In the 1998-99 school year, Heartland received \$576,000 in equalization aid. For the last five years, we have received little or no equalization aid.

Land Values	Tax Asking	Tax Levy	Total Budget
Up 7%	Down 13%	Down 26%	Flat 0%

Board & Administration for the 2019 -2020 School Year



Gary Braun
Board President

Glen Ott
Board Secretary

Brad Best
Superintendent

Paul Brune
Board Vice President

Steve Stebbing
Board Member

Tim Carr
7-12 Principal

Kent Allen
Board Treasurer

Tammy Ott
Board Member

Dana Reinke
K-6 Principal



Initial Rating Based Upon Data

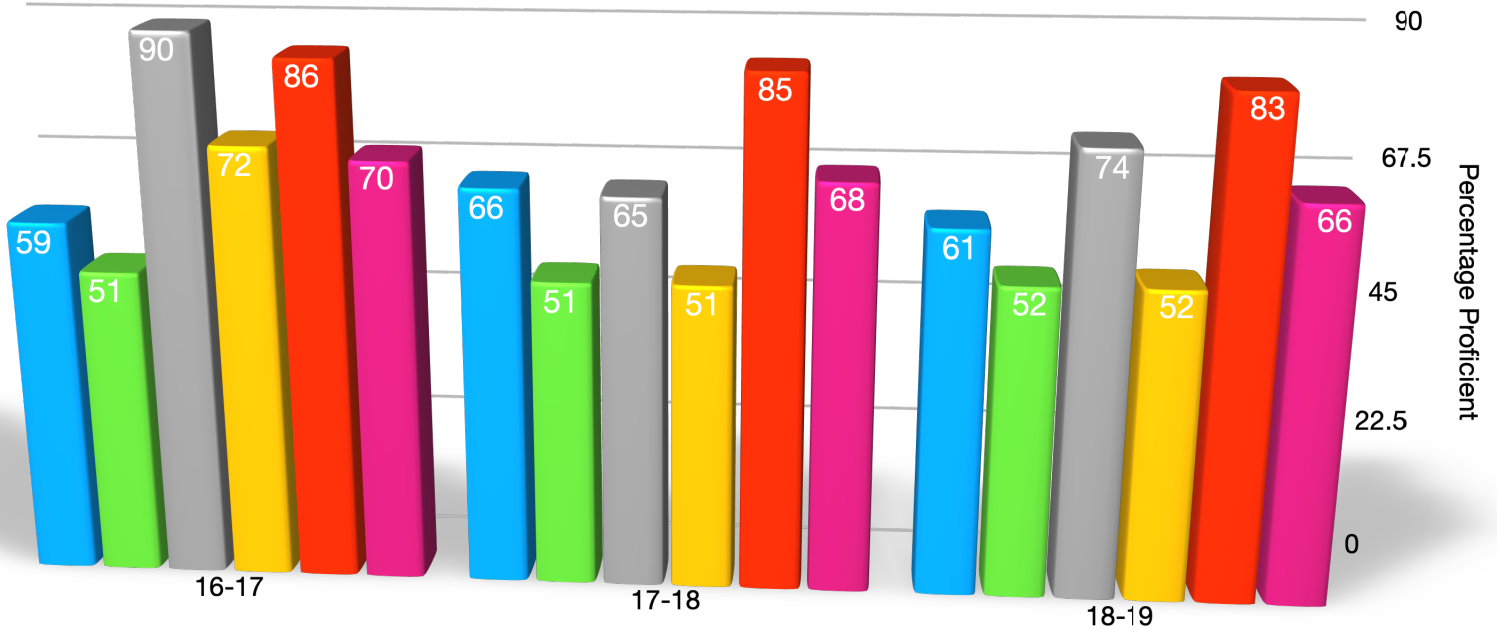
EXCELLENT	GREAT	GOOD	NEEDS IMPROVEMENT
-----------	-------	------	-------------------

Final Rating Based Upon All Factors

EXCELLENT	GREAT	GOOD	NEEDS IMPROVEMENT
-----------	-------	------	-------------------

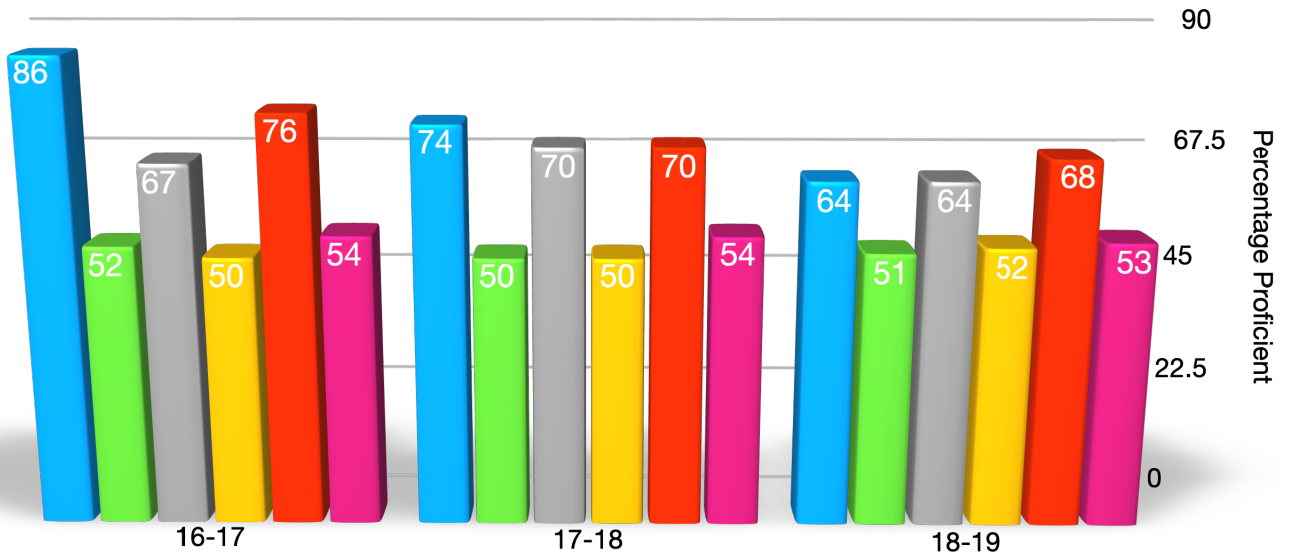
State Testing

■ HCS English
 ■ NE English
 ■ HCS Math
 ■ NE Math
 ■ HCS Science
 ■ NE Science



ACT Testing

■ Our Eng
 ■ NE Eng
 ■ Our Math
 ■ NE Math
 ■ Our Sci
 ■ NE Sci



WHO IS HEARTLAND?

Demographics



Student Membership ⓘ
353
 Peers ⓘ 322
 State 329,290



Teachers ⓘ
29
 Peers ⓘ 30
 State 23,856

Achievement



Graduation Rate ⓘ
96%
 Peers ⓘ 96%
 State 88%

Program Participation



English Learners ⓘ

 Peers ⓘ 5%
 State 7%



Free/Reduced Lunch ⓘ
29%
 Peers ⓘ 46%
 State 46%



College-Going Rate ⓘ
80%
 Peers ⓘ 81%
 State 73%



Gifted ⓘ
12%
 Peers ⓘ 13%
 State 13%



Special Education ⓘ
13%
 Peers ⓘ 16%
 State 16%

Metrics



Attendance Rate ⓘ
96%
 Peers ⓘ 95%
 State 94%



Dropout Rate ⓘ

* Data is masked due to low numbers.

This institution is an equal opportunity provider.



Office of the Superintendent
 Heartland Community Schools
 1501 Front St.
 Henderson, NE 68371

Non-Profit
 Organization
 U.S. Postage PAID
 Permit 26
 Henderson, NE 68371

ECRWSS
 POSTAL CUSTOMER